



Explore more of our products by clicking or scanning here!→



FLAIL SHREDDERS

"GHF-FS" SERIES

ORCHARD TOUGH, PERFORMANCE DRIVEN.


The GHF-FS Series was developed for fine shredding of orchard brush. These shredders feature 4 internal re-cutter bars to reduce the brush until it is finely shredded. The rake teeth keep the material inside mower hood to reach a consistency of decomposable mulch. The large 10" diameter rotor is mounted with drop forged hammer knives giving optimum shredding performance. These shredders are specially designed for severe conditions of orchard brush, but can also be used in weed abatements, tall grasses, heavy weeds, and cover crops.



Drop forged
hammer knives




GHF90-FS shown



FLAIL SHREDDERS

FEATURES

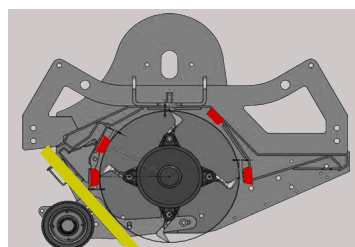
- Fits Cat. II, 3-point, center mount
- Available for tractors with 540 R.P.M., PTO
- Front or rear tractor mount
- Shreds brush or prunings up to 3", intermittent 4"
- Gearbox maximum horsepower of 200, with built-in overrunning clutch
- Specially designed drop forged hammer knives give optimum performance in brush shredding, mulching prunings, grass cutting and maintenance of cover crops
- Four rows of drop forged cutter bars to increase the shredding of material
- Equipped with large number of rear mounted rake teeth (see below)
- 10" diameter, computer balanced, vibration free rotor turns at 2,000 R.P.M.
- Rotorshaft bearing are double self-aligning to insure long life
- 5 belt drive protects gearbox, driveshaft and rotorshaft
- 8" diameter, full width gauge roller with bearings
- Hood plate ¼" thick, double plated front and back side plates ½" thick
- Double row of front safety chains



Rotorshaft, knives and cutter bars



Gearbox w/dual input shafts for front or rear mount



4 recutter bars and position of rake teeth

SPECIFICATIONS

Model #	Mowing Width	Overall Width	No. of Knives	No. of Rakes	Min. H.P. Required	Weight
GHF90-FS	7' - 5" (89")	8" (96")	24	18	90	2,670 lbs.
GHF100-FS	8' - 2" (98")	9' (108")	26	20	100	2,800 lbs.
GHF120-FS	9' - 10" (118")	10' - 6" (126")	30	24	120	3,130 lbs.
GHF140-FS	11' - 6" (138")	12' - 2" (146")	36	28	140	3,530 lbs.

Note: If fine shredding not required, order rubber rear hatch and no rakes at no additional charge.